



WARWICKSHIRE SAFE & ACTIVE SCHOOLS

Guidance Handbook

2025 - 2026



Contents

(3) The Safe and Active Schools Programme - overview - what you will receive - what we ask you to commit to

(4) Our Aims and Objectives. Benefits for schools.

(5) How to fill in your action plan

(6 – 9) Road safety core content sessions

(10 - 13) Active travel core content activities

(14 - 18) Additional content road safety activities

(19 - 28) Additional content active travel activities

(29) Road safety awareness for families

(30) Activities with specific dates

(31) Raising awareness of road safety and active travel in school

(32) Raising awareness of Safe and Active Schools programme

(33) Your staff team

(34 - 35) The Safe and Active School Awards

(36) Additional activities and resources we offer



The Safe and Active Schools Programme

The Safe and Active Schools Programme has been offered to Warwickshire primary schools since 2017. Our programme is designed to give children the knowledge and skills to travel actively and safely. Active travel contributes to children's physical, mental and social wellbeing and is high on government, Warwickshire County Council's and Warwickshire Schools' agendas. We believe that providing road safety education, training and practical support prior to promotion of walking cycling and scooting is essential.

As a Safe and Active School you will receive:

- Road safety education sessions that contain messages which are appropriate for age, ability and environment of all children aged 3 - 11 years.
- Digital resources each term linking with national road safety campaigns that combine road safety messages with active travel promotion.
- Access to our library of digital resources, messaging, lesson ideas, resources and animations to empower you as a school to promote safe and active travel both for your students and their families.
- Support and ideas from our Road Safety Officers and Active Travel Team to set up and run initiatives for your school that promote and support active travel.
- Support and ideas from our officers to improve levels of active travel in your school community and to reduce car usage and parking outside the school gates.

As a Safe and Active School we ask you to commit to:

- Completing our hands up data survey on **Tuesday 16th September 2025**
- Complete our core content road safety sessions in every year group
- Complete some of the active travel initiatives - our funding is linked to active travel so we cannot offer just road safety sessions for any school.
- Filling in the action plan sheet or online form to let us know your plans and to help us to track your progress towards a Safe and Active Schools Award.

Our Aims and Objectives

To improve children's basic road safety awareness and develop knowledge of safe behaviours by:

- Recognising roads are for traffic; pavements are for people.
- Recognise features of their local roads and identify people that can help them to cross the road.
- Recognise safe and unsafe places to walk and to cross the road.
- Know that they must stop before the kerb and look and listen carefully before crossing.
- Recognise safe places to play.
- Understand and follow the principles of the Warwickshire Road Safety Code - *Think, Stop, Look and Listen, Think, Cross Safely.*
- Develop the knowledge and skills to identify the safest route to school.
- Know how to travel safely to and from school and beyond.

To support and encourage parents to influence and develop the safety awareness skills of their children.

To encourage pupils to walk and cycle where these are both appropriate and safe.

To embed a holistic approach working in partnership with the school, wider community and partner organisations.

Benefits for schools

Access to age appropriate and timely education resources, either in person or digitally.

Access to and support from Road Safety Education Officers, Safe and Active Travel Officers, and partner organisations, such as Warwickshire Police.

Our programme has featured positively in several schools Ofsted reports.

Our programme has been recognised as being effective and has been implemented in several Local Authorities across the country.

How to complete your action plan

This year we are trying to make it even quicker and easier to tell us about the activities you want to do as part of the Safe and Active Schools programme, either fill in the **online form** (link in email), or follow the steps below.

All schools


- Either print the form or download and save a copy to fill in.
- Fill in page 1 and 2 of the action plan document. This will tell us who you are and what you want from our programme.

If you do not want an award this year:

- Highlight the activities you intend to do on page 3
 - Highlight anything you want on page 8
 - Send us back pages 1, 2, 3 and 8

If you do want an award this year:

- Highlight the activities you intend to do on pages 3 - 7
 - Highlight which award you want on page 7
 - Highlight anything you want on page 8
 - Send us back the whole document



Road Safety Core Content Sessions

All activities and resources are shared via our monthly newsletters

Our core content road safety sessions underpin everything we do. By providing children with age appropriate messages and activities we give them the knowledge and skills to become safe travellers. The skills and knowledge build year on year so it is really important to us that you value and use these sessions in every single year group in your school.


If you feel the content of a session is not suitable for a certain cohort, please get in touch so we can provide a suitable alternative.

As this is core content, we will be asking all schools to tell us that these sessions have been taught. We will ask you to tell us which term they were taught in. You can tell us via email or by filling out the accompanying feedback form for the session.

Each year group core content session is worth 1 point towards a Safe and Active Schools award. You need to tell us the session has been used to get your points.



Reception (live session)



30 minute live session in a hall or classroom

Our reception session invites children to meet our mascot Warwick Bear. With Warwick Bear and our Road Safety Officer, children play a game to learn the road safety code and explore a box of props to reinforce the code. We then share a story about Warwick Bear and sing a song to help teach the key message of holding hands near the road.

Road Safety Core Content Sessions

Year 1 - Road Safety Spies (digital resource)




Digital resource comprising four short films (5 to 6 minutes each)

Year 1 will be invited to put on their thinking hats, find their magnifying glasses and turn on their listening ears in preparation for becoming Road Safety Spies.

As Road Safety Spies the children will complete several top-secret missions to help them learn and remember how to stay safe with their adults. The children will be introduced to key vocabulary, the **Road Safety Code**, and **safer places to cross the road**, including zebra, puffin and toucan crossings, and taught to recognise unsafe places to cross, such as between parked cars and on a bend.

Once all top-secret missions have been completed, the children will round-off their learning with a fun road safety themed quiz.

Year 2 - Scooter Safety Circus (digital resource)



Digital resource comprising four short films (5 to 6 minutes each)

During the Scooter Safety Circus Year 2 children will learn how to get ready to scoot safely, thinking about what to wear and how to complete safety checks on their scooter. They will be trained how to balance and control their scooters and the importance of sharing the space with other pavement users.

Once all the activities have been completed, the children will round-off their learning with a fun scooter safety themed quiz.

Road Safety Core Content Sessions

Year 3 - Road Safety Superheroes (digital resource)



Digital resource of one film (12 minutes)

Year 3 will be invited to learn how to use their road safety superpowers to complete a journey safely. As Road Safety Superheroes, the children will see two of our Road Safety Officers on a tricky journey to help them learn and remember how to stay safe with their adults. The children will be introduced to key vocabulary, the Road Safety Code, and learn how to cross between parked cars and at a junction safely.

Year 4 - Speed (digital resource)



Digital resource of one film (18 minutes)

Our Year 4 resource is designed to teach children about speed, specifically that it is not possible for children to judge the speed of approaching vehicles. Our main messages are that younger children should hold hands and cross roads with an adult and older children should wait on the pavement until the road is clear and safe to cross. Within the film there is a quiz to help further the children's understanding. We require all schools to complete the Microsoft Form attached to this resource.

Road Safety Core Content Sessions

Year 5 - Dangerous Distractions (digital resource)



Digital resource of one film (16 minutes)

Year 5 will be invited to work with us to deepen their understanding of distractions and how they can affect our ability to be safe when we are out and about. During the Distractions session, children will learn what a distraction is, the importance of recognising potential distractions, how they can affect them and most importantly how to deal with them to stay safe.

Once all the activities have been completed, the children will round-off their learning with the opportunity to identify the distractions that are most likely to affect them and come up with a strategy to deal with them.

Year 6 - Impulse Control (live session + digital resources)



45 - 60 minute live classroom session + digital resources throughout the year

Impulse control can be seen as a person's ability to offset immediate reward for larger but later reward. Most Year 6 pupils know basic Road Safety skills, but they often fail to deploy these skills because they react on impulse, or they go for a short-term gain rather than a long-term safety gain. Our session and digital resources help pupils recognise impulsive behaviour and plan strategies to avoid acting impulsively. The sessions also discuss the transition to secondary school and gives safety advice for journeys to their new school.

Active Travel Core Content Activities

All activities and resources are shared via our monthly newsletters



Our core content active travel activities are the minimum requirement for all schools. As our funding is linked to active travel, all schools are required to include some active travel activities during the academic year. By providing children with opportunities to experience active travel activities we contribute

to their physical, mental and social wellbeing. We have carefully chosen activities that should be easy to achieve for all schools.

If you feel any of our suggested core content activities are not suitable for your school, please get in touch so we can provide a suitable alternative.



As this is core content, we will be asking all schools to tell us that these activities have been completed. We will ask you to tell us which term they were taught in. You can tell us via email.

Each active travel core content activity is worth 1 point towards a Safe and Active Schools award. You need to tell us the activity is completed to get your points.

Active Travel Survey - Tuesday 16th September 2025

Our hands up survey is a core element to our programme. On a single day we get a snapshot of how children are travelling to your school. We use the data collected in two ways:

- To demonstrate the effectiveness of our programme. By participating in our programme year after year, levels of active travel in your families should increase. This is proven with schools who have worked with us for several years.
- To show us and your school how students are currently travelling to help us know which activities we could use to increase levels of active travel.

The survey is done in class by your teachers. We provide a data collection sheet, your teacher asks children to put hands up to show how they travelled to school.

Numbers are recorded on your class sheets. You then return the data to us via email.

Active Travel Core Content Activities

Active travel on a school trip by one year group (1 point)



This can be completed by any year group at any time of year. Walking to a venue for an educational visit, walking to your annual carol concert at a place of worship or walking around your local area all count. As part of the active travel experience we would expect school staff to model road safety behaviours when crossing roads appropriate to the age group, e.g. younger children must hold hands to cross a road. All children should stop at the kerb and check before they cross.

To gain more than 1 point for active travel on a school trip, please see the main 'active travel on a school trip' guidance page.

Provide a safe place for cycles and scooters (1 point)

Providing a safe place for cycles and scooters is key to encouraging families to travel actively to school. Parents and carers are much more likely to allow their child to scoot or cycle to school if they know that their equipment can be stored on site safely during the school day. Having to carry children's equipment home and back again is a barrier to the activity taking place.



If you need support from us to know how to set up a safe place, please get in touch.

To gain more than 1 point for providing a safe place for cycles and scooters, please see the main 'provide cycle and scooter storage' guidance page.

Active Travel Core Content Activities

Participate in and promote one national active travel campaign (1 point)



With three active travel campaigns to choose from, it will be really simple for schools to participate in at least one. The campaigns available are:

- Cycle to School Week 13th - 17th October 2025
- Sustrans Big Walk and Wheel 23rd March to 3rd April 2026 (TBC)
- Living Streets Walk to School Week 18th May to 22nd May 2026

You would need to advertise the week on the school newsletter a minimum of two times to let families know. Mention the week and promote it in an assembly for children. During the week, have a recording system in each class so children can show they are participating. These weeks are a perfect opportunity for your PTA to raise funds. You could run the week as a sponsored event with children getting money for each journey they complete travelling actively.

To gain more than 1 point for active travel weeks, please see the main guidance pages.

Share information about active travel on newsletter (1 point)

We regularly share information with schools about road safety and active travel. We share this information via our monthly newsletter to you. We also have newsletter article templates available on a range of topics, a Facebook page and an X account. We see you and your communication with your families as a great way for us to spread road safety and active travel messages. All we ask is that at least a couple of times each term you share information about active travel or road safety on your newsletter. You could also follow us on Facebook or Twitter.

X (previously Twitter) - [@WCCSafe_Active](#)

Facebook - [@WCCSafeActiveTravel](#)

To gain more than 1 point for sharing information on the newsletter, please see the main 'newsletter' guidance page.

Active Travel Core Content Activities

Provide active travel training for some students (1 point)



Training children to ride cycles safely and appropriately is a key part of what we do. Our Road Safety Education team are the grant recipients for all cycle training in the county and training providers deliver courses on our behalf. We see Bikeability as a key learning experience that we feel should be offered to all Warwickshire children before they leave primary school.

We expect all of our schools to participate in Bikeability Training in some way, with our gold standard being that all children in a school have taken part in level 2 Bikeability before the end of year 6.

Training children to cycle safely and appropriately means they have confidence and parents feel happy to allow their children to cycle to school. This reduces the number of cars near schools and provides children with a valuable life skill.

If you feel that Bikeability is not suitable for your school or a certain cohort, please get in touch so we can provide a suitable alternative.

To gain more than 1 point for Bikeability, please see the main 'Bikeability' guidance pages.

Staff as safe and active travel role models (1 point)

We all know that children copy the behaviours they see demonstrated by trusted adults. We expect staff to model good road safety choices on school trips. Taking the time to model safe road crossings, encouraging children to stop, look and listen for themselves. Planning routes that include walking the extra distance to use crossings. We actively discourage staff standing in roads stopping traffic as this is neither safe nor a good example to children.

Your staff could showcase the active ways they travel to children in an assembly or you could show parents on a newsletter. Staff could be encouraged to travel actively to other school sites during the school day.

Tell us how your staff are role models for 1 point on your award.

Additional content road safety activities

All activities and resources are shared via our monthly newsletters


Reception

Follow up activities (1 point)

We provide the worksheets and resources for you to complete 5 follow up activities with your class. These activities could form part of your continuous provision for a week or be dropped in every now and then to keep the learning fresh.

Home visit bear and scrapbook (2 points) Must be started in autumn term

We believe that sharing road safety messages with families is important. We would be happy to leave one of Warwick's friends with your reception class. The bear could be sent home to visit families each week with his scrapbook. There is guidance at the front of the scrapbook for parents. Each child would have a page to draw, write or add photographs to show how they practice their road safety skills at home. Their page could then be shared in the class each week.



Year 1

Follow up activities (1 point)

We provide resources, worksheets and ideas to complete 5 short follow up activities to reinforce the messages from our digital resource.

Local area walk and safe crossing spotting (1 point)



To put the learning into a real life context you could take the children on a local area walk to practice their road safety skills and spot safe places to cross. This could be part of an active travel walk to an educational visit or a local area walk for a different purpose. We have practical pedestrian training guidance available that you could use to cover key messages.

Additional content road safety activities

All activities and resources are shared via our monthly newsletters

Year 2

Follow up activities (1 point)

We provide a scooter skills activity worksheet for you to complete with your class.

Scooter skills PE lesson (2 points)

We provide a scooter skills PE lesson plan for your teachers to deliver. You will need children to bring in scooters and helmets but not all children require a scooter to participate.

Year 3

Follow up activities (1 point)

We provide resources, worksheets and ideas to complete 5 short follow up activities to reinforce the messages from our digital resource.

Year 4

Follow up activities (1 point)

We provide resources, worksheets and ideas to complete 5 short follow up activities to reinforce the messages from our digital resource.

Year 3 and 4 Bling your bag activity (1 - 2 points)

Our Year 3 and 4 competition helps children to realise the importance of being safe and being seen. Children decorate a bag with light, bright and reflective items or draw their blinged up bag design on the template provided. You could run this as a competition in school to raise awareness of the need to be safe and be seen as the darker nights draw in.

1 point per year group participating. We can provide prizes for this activity on request.



Additional content road safety activities

All activities and resources are shared via our monthly newsletters

Year 5

Follow up activities (1 point)

We provide a distractions activity worksheet for you to complete with your class.

Helmet safety video (1 point)

Share our helmet safety video with your year 5 children prior to their Bikeability Training to ensure they have the knowledge and skills to wear their helmet correctly.



Year 6

Additional activities (1 - 4 points)

This year we will be providing 6 short digital resources for Year 6. All schools need to use videos 1, 3, 4 and 6 to build the knowledge and skills of students. Live visit schools will not need to use videos 2 and 5 as we teach this content live.

1 - Introducing Impulsive Behaviour, 2 - Motivations for Impulsive behaviour, 3 - How situation affects impulsiveness, 4 - Awareness of the safe system, 5 - Coping strategies for impulsiveness, 6 - Route and journey planning top tips.

KS1 Be Bright Be Seen Warwick Bear Competition (1 point)



Using the template we provide, children in KS1 are invited to design an outfit for Warwick Bear to help him to 'Be Bright, Be Safe and Be Seen'. Add light, bright and reflective clothing, draw and stick on a helmet, and add anything else you think he needs. You could add temporary light, bright and reflective items to your large Warwick Bear mascot to inspire the children or to introduce your competition.

We can provide prizes for the best design in each class on request.

Additional content road safety activities

All activities and resources are shared via our monthly newsletters

Year 5 or 6 Design a safe travel outfit competition (1 point)

We invite your oldest children to use all of the road safety knowledge they have gained over the years to create the ultimate safe travel outfit. Their outfit could be for walking, cycling, wheeling or rolling. We encourage creative entries. You could draw and label your outfit, dress up and have a photograph taken or create your own mini video showcasing your ideas. Any method of entry you can think of is welcome, the more creative the better.



We can provide prizes for the best entry in each class on request.

Brake Road Safety Week activities for classes (1 point)

We plan to issue a digital resource to use during Road Safety Week (16th to 22nd November 2025). There will be follow up activities provided for you to complete in at least one class to qualify for points.

Community Rail Partnership Lesson (1 –2 points)

We are delighted to be working with the Heart of England Community Rail Partnership to promote railway safety as part of our Safe and Active Schools programme. There are lessons and activities for both KS1 and KS2.

Click the link to access the resources.

<https://www.heartcommunityrail.org.uk/resources/resources-1/1>

This activity is worth 1 point per key stage participating. Infant and Junior schools can qualify for 2 points if every class in school participates.



Additional content road safety activities

All activities and resources are shared via our monthly newsletters

Run Junior Road Safety Officers group (2 - 3 points)

Junior Road Safety Officers (JRSOs) promote road safety in school. We send mini missions for JRSOs to complete each term and they can also identify and tackle issues specific to your school. Your JRSOs can be a separate group of children or nominated members of your school council. We send badges and resources to all JRSOs each year. We will prompt you to tell us how many you need in the autumn term.

Mini Missions

Autumn - print and display the Road Safety Code around school.

Spring - JRSOs write to the Road Safety team to tell us about their work.

Summer - JRSOs organise and deliver their own road safety assembly.

Award points available:

1 point - JRSOs nominated in your school.

2 points - JRSOs complete all mini missions we set.

3 points - JRSOs complete all mini missions and work independently on something that meets the needs of their school.



Visit for your JRSOs from our officers

Invite us to speak to your JRSOs when we are in school teaching. They can share their ideas and we can give them our top tips. In the autumn term we can also present them with their badges if you wish.

Create your own road safety lesson or assembly (1 - 2 points)

This can be on any road safety topic relevant to your school

1 point - share your planning notes, PowerPoint and worksheets with us.

2 points - also send us a sample of the children's work.

Additional content active travel activities



Bikeability (1 - 4 points)

Bikeability training is funded by the Bikeability Trust and delivered by three training providers on behalf of Warwickshire County Council. Our current training providers are Outspoken Training, NW Active School Sports Partnership and Harris School Sports Partnership. If you need us to put you in touch with a provider to book training please email wccycletraining@warwickshire.gov.uk

As a county council we currently have a government set target to train 80% of Year 6 students to level 2 standard. This training must be delivered by the end of Year 6 and can be offered to Year 5 or Year 6. We prefer training to happen in Year 5 to give children the opportunity to cycle on quieter roads to primary school after training for at least one year.

We can assist with cycle and helmet loan for training and adaptive cycles if required.

Safe and Active School award points available:

1 point - some Bikeability training takes place during school year

2 points - Bikeability level 2 training in Year 5 or 6 with over 60% children trained

2 points - Bikeability balance training for a full year group (Infant schools only)

3 points - Bikeability level 2 training in Year 5 or 6 with over 80% children trained

4 points - Bikeability level 2 training in Year 5 or 6 with 100% children trained

Additional content active travel activities

All activities and resources are shared via our monthly newsletters

Scootability Level 1 (Year 1, 2 or 3) (2 points)

We want to give children the skills to ride their scooters safely. We have 3 officers trained to deliver sessions. We deliver to groups of 16 children max at a time with 2 officers and 1 member of school staff supporting. we have limited availability to offer Scootability level 1 training.

Children do not need to provide anything to participate. We provide all equipment. Further details will be shared with schools who express an interest.

If you would like to be considered for this training, please highlight / tick the box on page 5 of your action plan.



Walk on Wednesday (1 - 2 points)

Set an expectation that children will walk on Wednesday (or any other convenient day of your choosing). Advertise your walking day in your newsletter and in assemblies and reward children who complete the activity.

This has been especially successful in schools who have set up a chart in each classroom for children to record their active journeys. Classes compete against each other to be the most active class each week / term.

1 point—run the initiative

2 points - use classroom charts to record the active journeys and reward children for making multiple walked journeys e.g. 1 dojo / house point for each 10 active journeys completed.

Wheel on Wednesday (1 - 2 points)

Exactly the same as above but with cycles and scooters instead of walking. Some schools have been really successful allowing students to use their scooters and cycles on a circuit at playtime on their wheeling to school day.

Additional content active travel activities

All activities and resources are shared via our monthly newsletters

Bling your bike (1 point)

This activity raises awareness of the need to be seen on your bike. Ask children to think about ways they could make their bike (and themselves) more visible to other road users when they are cycling. Children could draw their ideas on a bike template or add things to their own bike to make it more visible. We are thinking of things that are light, bright and reflective. You could run this as a competition, an activity on a day when children are encouraged to bring their bikes to school or for a specific year group during their Bikeability course.



Provide and promote a safe place for cycles and scooters

(1 - 2 points)

Providing a safe, secure and sheltered place for cycles and scooters is key to encouraging families to travel actively to school. Parents and carers are much more likely to allow their child to scoot or cycle to school if they know that their equipment can be stored on site safely during the school day. Having to carry children's equipment home and back again is a barrier to the activity taking place.



You do not need to buy fancy, expensive storage systems, you can use the things and places already available on site. If you need support from us understanding how to set up suitable storage, please get in touch.

1 point - provide a safe place for cycles and scooters

2 points - put a photo of your safe place on your school newsletter. Add a paragraph encouraging families to cycle or scoot to school. Explain how the equipment is kept safe and secure during the school day.

Additional content active travel activities

All activities and resources are shared via our monthly newsletters

School Parking Action Pack (1 - 2 points)

New for 2025!

This toolkit has been designed to encourage active and sustainable travel for the school run and support schools in setting clear parking expectations.

Promoting walking, cycling, and wheeling not only supports healthier lifestyles but also enhances community safety and environmental sustainability.



This toolkit offers practical strategies and insights to help parents and carers make informed choices, along with effective methods for schools to implement parking policies, ensuring a safer and less congested environment around your school.

1 point - inform parents / carers about safe parking using information from the pack

2 points - update your school's home school agreement or prospectus to reflect the information from the pack. Suggested wording is provided in the pack.

More points may be awarded for ongoing messages and use of additional activities to try to reduce congestion and address inconsiderate parking..

This resource will be emailed to schools, who have an issue with parking, and request it on their action plan.

Create your own active travel lesson (1 - 2 points)

This can be promoting walking, rolling, wheeling or any other form of active travel.

1 point - share your lesson plan notes, PowerPoint and worksheets with us.

2 points - also send us a sample of the children's work.

Additional content active travel activities

All activities and resources are shared via our monthly newsletters

Establish and promote or maintain a 'Park and Stride'

(1 - 3 points)

Promoting 'Park and Stride' is perfect for reducing cars near the school gates. Parents are asked to park in a location at least a 5 - 10 minute walk away from the school entrance. They park up and walk the last part of their journey with their children. This is ideal for families who need to use the car for onward journeys after drop off, or who live over 2 miles away from school and therefore need to use their car for part of the journey.

You must have a designated named car park or street(s) for parking to share with parents so everyone is clear where they are expected to park. Many of our schools have arrangements with local pubs, supermarkets, community centres, council owned car parks etc which they use for parking. You could simply name a quiet street at the correct distance for on street parking if a car park is not available.

1 point - try out a 'Park and Stride' location for one week a term to see if it works

2 points - create a map to show location that you share with parents and / or have a permanent arrangement set up with a parking venue.

Maintain and continue to use and promote a 'Park and Stride' set up in a previous year.

3 points - set up a brand new 'Park and Stride' for your school including all of the requirements above. We would be happy to support any school with setting up a 'Park and Stride'.



Additional content active travel activities

All activities and resources are shared via our monthly newsletters

Establish and promote or maintain a walking bus (1 - 3 points)



A walking bus is helpful to parents and a great way of ensuring children get to travel actively to school. The basic idea is that two adults (the bus driver and conductor) walk a route picking up children along the way. We have schools in the county who run this successfully using TA's paid for by parental contributions for their child's bus fair. A bus can also be run with parent volunteers.

This year we want to actively encourage split site schools to set up a walking bus between school sites at the start and end of the school day to move siblings between sites. This will make life easier for parents who will only have to attend the early start / later finish site and drastically reduce car journeys between sites.

We have walking bus guidance available and our officers are happy to work with schools to assist in setting up walking buses this academic year.

1 point - try out a walking bus for one week a term to see if it works.

2 points - create a map to show the walking bus route that you share with parents and / or have a permanent arrangement set up for at least one day a week. Maintain and continue to use a walking bus set up in a previous year.

3 points - set up a brand new walking bus for your school including all of the requirements above. We would be happy to support any school with setting up a walking bus.

Additional content active travel activities

All activities and resources are shared via our monthly newsletters

Establish and promote or maintain a cycle bus (1 - 3 points)

A primary school cycle bus allows children to build their cycling confidence on quieter roads to their primary school following their Bikeability training. This gives them the skills to cycle independently to secondary school. We currently have several cycle buses running in the county that we are aware of:

- Warwick Gates Bicycle Bus
- Wellesbourne Bicycle Bus
- Milverton Primary Bicycle Bus

The basic idea is that cyclists travel a route picking up children and parents along the way. Children cycle closest to the kerb and parents and volunteers cycle at the front and rear of the bus and alongside children. In some schools, older children who have completed their Bikeability level 2 are permitted to cycle without their adult.

All cycle buses in the county are organised and run by parent volunteers.

We have contact with Simon Storey, Cycle Mayor for Warwick District, who runs the Whitnash Bicycle Bus, and has helped to set up the other buses in our county.

1 point - try out a cycle bus for one week a term to see if it works

2 points - create a map to show the cycle bus route that you share with parents and / or have a permanent arrangement set up for at least one day a week. Maintain and continue to use and promote a cycle bus set up in a previous year.

3 points - set up a brand new cycle bus for your school including all of the requirements above. We would be happy to support any school with setting up a cycle bus.



Additional content active travel activities

All activities and resources are shared via our monthly newsletters

Travel actively on a school trip (1 - 3 points)



Active travel on a school trip is beneficial to children in several ways. It demonstrates the alternative to travelling by car while providing the opportunity for children to get fresh air and exercise. It also provides the opportunity to practice road safety skills.

These trips could be travelling from school to a second location for the purposes of an educational visit or as a local area walk which includes practicing road safety skills. Ideally we would be looking for Safe and Active schools to always use active travel for short, local journeys. Travel by public transport or train for longer distances combined with walking counts towards this activity.

Safe and Active School award points available:

1 point - either a single year group trip travelling actively or whole school travelling actively to a single event e.g. carol concert at church.

2 points - active travel on school trips by multiple year groups to different locations or one year group over a significant distance for their age / ability.

3 points - every child in school has active travelled on a school trip at least once in the year. NB this cannot be everyone travelling to the same place. Alternatively, one year group travelling actively to the same location where in previous year coach transport has been used. This demonstrates a behaviour change.

Additional content active travel activities

All activities and resources are shared via our monthly newsletters

Living Streets WOW travel tracker (2 - 4 points)

Working with Living Streets to encourage use of their WOW travel tracker initiative was something we piloted last year. The schools using the tracker found it very beneficial in encouraging active travel and reducing car use on the school run.



Further details can be found on the Living Streets website - <https://www.livingstreets.org.uk/walk-to-school/primary-schools/wow-the-walk-to-school-challenge/wow-travel-tracker/>

By recording all modes of travel, the WOW Travel Tracker is a comprehensive method of gaining valuable insights into school travel habits.

The system can be used on classroom interactive whiteboards, PCs and iPads for pupils and teachers to input their journeys each day.

The WOW Travel Tracker uses icons instead of pupil's names, but classrooms have the option to display name tags should they wish to. At the end of the month pupils who have walked (wheeling, cycling, scooting and Park and Stride count too) to school at least once per week for a whole month can receive their WOW badge.

*We support pupils with special educational needs and disabilities to enjoy walking, including travel by wheelchair or mobility scooter. Our **'Walk/ Wheel'** icon on Travel Tracker counts as an active journey. This icon includes pupils **walking with the use of mobility aids, including wheelchairs or wheeled walkers.***

NB - Places are limited due to funding

Safe and Active School award points available:

2 points - whole school participates in WOW scheme for a term.

3 points - whole school participates in WOW scheme for a full year.

4 points - your school gets onto the top 10 leaderboard for our local area.

Additional content active travel activities

All activities and resources are shared via our monthly newsletters

After school clubs to promote cycling (2 - 3 points)



KS1 Balance champs / learn to pedal club

This club is for younger students who have not yet learnt to ride their bikes without stabilisers. We recognise that some families do not have a safe space to teach their children to ride a bike. You could provide a safe space on your playground. Invite children with an adult from home to come into school for an hour a week to improve their cycling skills. You could ask for parent volunteers to support the club. Foundation stage balance bikes could be put out for children to use.

Whole school safe space cycling club

Some children don't have a safe space to cycle near their home. You could provide a safe space on your playground for them to practice. With just a few cones you could set up activities similar to those taught in level 1 Bikeability for children to improve their cycling skills.

Rebel Rider Cycle Club

Do you have students with the skills to pull a wheelie or weave in and out of traffic? Channel their energy and provide a safe space for them to practice their tricks and skills. Children could become peer cycling champions, passing on their skills to other children in a safe place.

We would be happy to provide support, ideas and resources to any school wanting to set up a cycle club for the first time.

Safe and Active School award points available:

2 points - try out running an after school cycling club for 6 weeks.

3 points - run a cycling club for a full year or several different 6 week clubs across the year.

Road Safety Awareness for families

All activities and resources are shared via our monthly newsletters

Be Bright Be Seen animation and newsletter article (1 point)

Share our animation and newsletter article in your school newsletter during October or November. We will provide the animation link and suggested wording in our October newsletter to you.

Run a Cars Idling Campaign (1 point)

Share our animation and newsletter article in your school newsletter during winter to inform parents running engines on cold days, or during summer when air con use is keeping engines idling. We will provide the animation link and suggested wording in our newsletter to you in the relevant months.

Social media posts about safe and active travel (1 - 2 points)

Retweet or reshare, like or comment on our posts. Encourage your parents to follow our social media. Use the newsletter articles we provide to create posts for your social media and tag us so we see them.

X (previously Twitter) - [@WCCSafe_Active](#)

Facebook - [@WCCSafeActiveTravel](#)

Newsletter articles about safe and active travel (1 - 3 points)

We want your newsletters to share our messages about safe and active travel with parents. We have created a bank of over 30 newsletter articles with images for you to use. You can choose which posts you use to ensure they are relevant for your school and your families. Our bank of articles will be shared on request.

Put us on your newsletter every half term for 1 point, every month for 2 points or every week for 3 points.

Information page on the school website (2 points)

Share information about safe and active travel or your membership of our programme on your website. Please include our logo and a link to our pages. The page should be clear and easy to find.

Activities with specific dates

All activities and resources are shared via our monthly newsletters

National campaigns help us to focus on Safe and Active Travel. We ask all schools to participate in at least one national campaign.

Cycle to School Week 13th to 17th October 2025 (1-2 points)



Children are encouraged to cycle to school. You need to provide a safe place for cycles and remind children to ride safely wearing a helmet.

Road Safety Week 16th to 22nd November 2025 (1 point)



We will provide a digital assembly resource for you to use with the whole school. There will also be follow up activities. Some year groups could complete their road safety digital sessions during this week.

Sustrans Big Walk and Wheel 23rd March to 3rd April 2026 (1-2 points)



A week to inspire pupils to make active journeys to school. bigwalkandwheel.org.uk

Living Streets Walk to School Week 18th May to 22nd May 26 (1-2 points)



A five day walking challenge to encourage children to travel actively.

www.livingstreets.org.uk/walk-to-school/primary-schools/walk-to-school-week/

Brake Kids Walk Day spring 2026 (1 point)



A single day walking to campaign for children's right to make safe and healthy journeys.

Clean Air Day 18th June 2026 (1 point)



Air pollution is linked to 43,000 deaths per year in the UK. It is the largest environmental threat to our health. Raise awareness and complete activities to promote clean air. www.actionforcleanair.org.uk/campaigns/clean-air-day

For all campaigns you would need to advertise the event on the school newsletter a minimum of two times. Mention and promote it in an assembly for children. Where applicable, have a recording system in each class so children can show they are participating. Over 50% of students must participate (where applicable) to qualify for 2 points.

Raising awareness of road safety and active travel in school

All activities and resources are shared via our monthly newsletters

Safe and Active noticeboard in school (2 points)

Create a permanent road safety and active travel noticeboard in school. You could display general information about road safety and active travel or allow different year groups to 'take over' the board to showcase their learning and activities each half term.



We can provide lettering, road safety and active travel characters to print and ideas to help you and your JRSOs get started.

Large Warwick Bear mascot on permanent display (1 point)



We issue all of our schools with a 3ft high weatherproof Warwick Bear mascot to display in school. We use an identical mascot during our reception live visit and he appears on lots of our resources. The idea of displaying the mascot in school is that it acts as a reminder for children every time they walk past the bear.

We have guidance available if you are not sure how to use / display your bear. Please email if you would like a copy.

To get your 1 point please email us a photo of your bear on display. The photos below are ones we have taken at schools that we hope will inspire you.



Raising awareness of Safe and Active Schools programme

All activities and resources are shared via our monthly newsletters

Introduce the Safe and Active Schools Programme to parents and carers via the newsletter in September (1 point)

We will provide our logo and wording for you to share on your newsletter. By letting parents know a little bit about our programme and the reason for your participation, it helps parents to understand why you are asking for their support with activities.

Share what you do with other schools (1 point)

We are proud of our effective programme and hope you are too. Tell other schools about your participation and activities to inspire others. You could do this if you are part of a MAT or during moderation meetings etc.

Share what you do with your community (1 point)

Could you write letters to your neighbours to ask for their support and ideas? Have you got a local library, community centre or community notice board that could display children's work based on our programme? Could you get a local newspaper to write an article about your activities?

Share what you do at parents evening (1 point)

Share what you do at induction evening (1 point)

Create a display to showcase what you are doing in school as part of our programme. Use the opportunity to set expectations of parental behaviours around parking, active travel and keeping their children safe near the road. We can provide display materials, information and top tips to share with parents on request.

Share what you do in the school prospectus (2 points)

Schools who are proud to participate in our programme will mention it in their school prospectus.

Introduce another school to the programme (2 points)

We would love to reach as many schools as possible. We have unlimited places. You are welcome to invite other schools in your MAT, working groups or local area to join. If they mention you and become active participants you get 2 points.



Your staff team

All activities and resources are shared via our monthly newsletters

We understand that most teachers may need to choose to use a vehicle to travel to and from school. We recognise that it might not be possible to transport books and equipment on foot or by cycle, and many of your staff team may not live in the local area of your school.

Your staff team can still be active travel role models for your children, sharing their personal active travel experiences to inspire, and modelling the safest choices on school trips.



Assembly showcasing how staff actively travel (1 point)

Do your staff cycle to work or for pleasure? Do they walk in their local area for short journeys? Do you walk to other sites for staff meetings? Did they used to travel actively when they were younger? Have they ever been on a cycling holiday or climbed a mountain? Did they go interrailing in their gap year?

Create an assembly showcasing all of the ways your staff have travelled and do travel actively. You could do this as a launch to an active travel or healthy lifestyles week or just to inspire.

Staff model correct road safety on school trips (1 point)

We know how challenging it is to move children from one place to another and the temptation is to move children as quickly as possible. We are asking schools to keep in mind the road safety taught to their year group when planning trips.

We would expect, as a minimum, that staff plan routes to use safe crossing points such as zebra crossings, even if it means walking slightly further. For younger children, they must hold hands to cross the road.

We would like to see an end to staff standing in the road to stop traffic. This does not set a good example to children and does not reflect how they have to cross roads independently. We would prefer it if children were crossed in small groups, practicing looking and listening, and deciding for themselves when it is safe to cross with adult support. We can support with guidance if required.

The Safe and Active School Awards

All activities and resources are shared via our monthly newsletters

We have an awards element to our programme. The purpose of our awards are to recognise the hard work of schools and to motivate you to try out lots of different initiatives and activities. The awards element is optional, however schools participating in the awards element have been proven to make the most effective and positive changes in behaviours for their schools.

We have an awards ceremony in the summer term to celebrate the achievements of all schools and to present certificates and prizes.



Safe and Active School Award (10 points)

This demonstrates a basic level of participation in the core elements of our programme. You will receive an e-certificate and a gift of resources through the post if you complete this award.



Bronze Award (14 points)

Schools who achieve their Bronze Award will do more than the basic core content lessons and activities. As a bronze school you will share additional information with families via your newsletter or website.

You will use our animations to spread safety messages or complete additional lessons taught by your own staff. You will participate in Bikeability and other activities to get the children moving. You may be eligible to receive a visit to deliver your bronze certificate and resources if you complete this award and cannot attend our awards afternoon.

The Safe and Active School Awards

All activities and resources are shared via our monthly newsletters



Silver Award (20 points)

Schools who achieve their Silver Award will work hard to embed road safety education and active travel activities into the school year. In addition to delivering our standard road safety session content they will deliver road safety follow-up lessons and sessions of their own. Silver schools will probably have Junior

Road Safety Officers, young people in the school, working hard to promote road safety to their peers. They will take part in several active travel events and initiatives like Bikeability, active travel days and Walk and Cycle to School Week to name just a few. They will regularly promote activities to get the children moving. They may also share our safety and active travel messages in a wider way such as on their website, in newsletters or by with other schools.

Gold Award (26 points)

Schools who achieve their Gold Award work incredibly hard to not only deliver the road safety and active travel content that we suggest but have gone one step further to independently create and run ideas. Gold schools are innovative and proactive, setting up and running initiatives that encourage safe and active travel both into the school day and into the lives of families and communities close to the school.

Some of our Gold School highlights from previous years ... setting up a Bicycle Bus, establishing a Walking Bus, creating cycle hubs for their local communities and so much more!

Gold Schools utilise every opportunity and avenue to promote road safety and active travel to their pupils, parents/carers and wider community.



Platinum Award (32 points)

By request from schools we introduced a platinum award. We are looking forward to seeing which schools are up for this 'beyond Gold' challenge this year. Platinum schools will be the best of the best in our county.



Additional activities and resources we offer

NB – These resources and activities are not worth any points for your award, they are simply services we may be able to offer should capacity and resources allow.

If you are interested in any of these resources or services, please highlight on your action plan and / or email us at:

roadsafetyeducation@warwickshire.gov.uk

and we will add you to the waiting list.

Additional Activities and resources we offer
The Active Adventures of Warwick Bear Y1 story assembly
Fleet cycle loan for KS2 Bikeability
Adaptive fleet cycle loan for SEND to experience / trial ride
Competition prizes
Adult cycle training for staff
Led group rides for staff wellbeing
Older driver review for family members over 65
Staff meeting to showcase what we can offer
1 to 1 Safe and Active Champion support
Walk to school week support
Additional visits from Road Safety Team for relevant school activities or issues

